

Transitioning to Acadience Learning Online Workshop

Letter Naming Fluency (LNF)

acadience reading k–6

Acadience Reading K–6 Measures Assess the Essential Early Literacy and Reading Skills

	Measure	Essential Early Literacy/Reading Skill
FSF	First Sound Fluency	Phonemic Awareness
LNF	Letter Naming Fluency	None (Indicator of Risk)
RAN	Rapid Automatized Naming	None (Indicator of Risk)
PSF	Phoneme Segmentation Fluency	Phonemic Awareness
NWF	Nonsense Word Fluency	Alphabetic Principle and Basic Phonics
ORF	Oral Reading Fluency (includes Retell)	Advanced Phonics and Word Attack Skills Accurate and Fluent Reading of Connected Text Reading Comprehension
Maze	Maze	Reading Comprehension
WUF-R*	Word Use Fluency–Revised	Vocabulary and Oral Language

2 | *WUF-R is available to research partners from info@acadiencelearning.org

© 2020 Acadience Learning Inc.

What Is Letter Naming Fluency (LNF)?

Letter Naming Fluency (LNF) is a brief, direct measure of a student's fluency naming letters. LNF assesses a student's ability to recognize individual letters and say their letter names.



Why Letter Naming?

LNF is used as part of the Composite Score as an indicator of risk. There is no benchmark goal for LNF.

- ▶ Fluency in letter naming is a strong and robust predictor of later reading performance.
- ▶ Knowing letter names is not essential to learning to read; however the knowledge of letter names in the early grades (K–1) is an indicator of a young student's alphabet knowledge. In kindergarten, teach letter *sounds* along with letter names.
- ▶ While letter naming fluency does incorporate naming speed, it is not a measure of rapid automatized naming (RAN).

Letter Naming Fluency (LNF) Overview

Essential Early Literacy/Reading Skill	None
Administration Time	1 minute
Administration Schedule	Beginning of kindergarten to beginning of first grade
Score	Number of letters named correctly in 1 minute
Wait Rule	If the student does not name a letter within 3 seconds, say the correct letter name and mark the letter incorrect. Prompt the student to move on.
Discontinue Rule	No letters named correctly in the first row



5

© 2020 Acadience Learning Inc.

Letter Naming Fluency (LNF)

Format:

Assessor shows the student the page of letters. Student says the names of the letters.

Score:

Number of letters correctly named in 1 minute



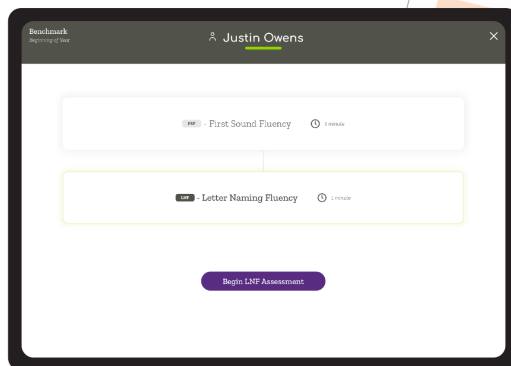
6

© 2020 Acadience Learning Inc.

Materials

Acadience Learning Online

- ▶ Tablet
- ▶ Student materials



7

© 2020 Acadience Learning Inc.

Administration Directions

- ▶ Hold the tablet and position it so that the student cannot see what you record.
- ▶ Follow these directions exactly each time with each student.



8

© 2020 Acadience Learning Inc.

LNF Administration Directions ALO

Say these specific directions to the student:

- 1 SAY: I am going to show you some letters. I want you to point to each letter and say its name.
- 2 Put the page of letters in front of the student.
- 3 SAY: Start here.
- 4 Point to the first letter in the upper left.
- 5 SAY: Go this way.
- 6 Sweep your finger across the first two rows of letters.
- 7 SAY: And say each letter name.
- 8 SAY: Put your finger under the first letter.
- 9 Point.
- 10 SAY: Ready, begin.
- 11 Press Begin.

Begin



© 2020 Acadience Learning Inc.

During the Testing

- Say **Begin** and touch **Begin**.
- Follow along and mark the student's responses on the **tablet** according to the scoring rules.
- At the end of 1 minute, say **Stop**, and touch **Stop**.
- Note: Scores are not pro-rated. If the student completes the assessment before 1 minute, assessment stops and the student receives the score obtained.



© 2020 Acadience Learning Inc.

Scoring Rules

	ALO
1	Touch or swipe beneath each letter the student names correctly.
2	Touch any letter that the student omits or names incorrectly.
3	Touch the x above the letter if the student self-corrects an error within 3 seconds. (If the student changes a response from correct to incorrect, touch the check mark (✓) above the letter.)
4	Skip any row that the student skips and continue scoring on the next row.



© 2020 Acadience Learning Inc.

Scoring Rule 1 ALO: Correct Letter Names

Touch or swipe beneath each letter named correctly.

Student response B...N...r...d...W...u...H...s...l...Z

How to score

✓ ✓ ✓ ✓ ✓ ✓ ✓ ✓ ✓ ✓

B N r d W u H s l Z

Notes: 1) In the font used on LNF, the lower case L may look like an upper case I. Give the student a point for naming the lower case L either an L or an I. Do not give the student a point for calling it a number one. 2) Students are not penalized for differences in pronunciation due to dialect, articulation delays or impairments, or for pronunciations due to speaking a first language other than English.



© 2020 Acadience Learning Inc.

Scoring Rule 2 ALO: Incorrect Letter Names

Touch or swipe over any letter named incorrectly. Leave letters not named blank.

Student response B...M...r...d...u.../h/...(assessor says, "Say the letter name, not its sound")...s...i...(3 seconds)...(assessor says, "Z")...Z

How to score



Note: The first time the student says a letter sound rather than the letter name, say **Say the letter name, not its sound**. This reminder can be used once.

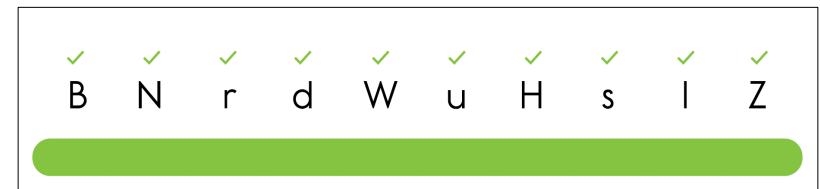


Scoring Rule 3 ALO: Self-Corrections

Touch the **x** above any letter that had previously been marked incorrect and was self-corrected within 3 seconds.

Student response B...n...r...b...I mean d...W...u...H...s...l...Z

How to score




Scoring Rule 4 ALO: Skipping Rows

If a student skips a row, simply go on to the next row and continue scoring.

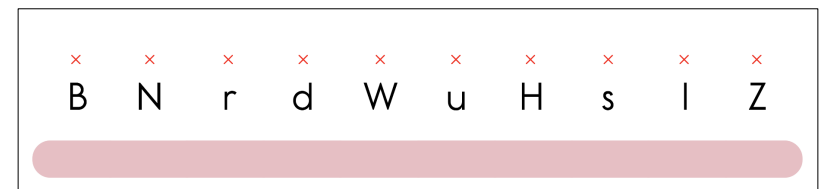
Student response B...n...r...d...W...u...H...s...l...Z...
U...h...k...d...S...K...q...O...n...P

How to score



Discontinue Rule: First 10 Letters

If the student does not get any correct letter names within the **first 10 letters (1 row)**, discontinue the task. ALO will record a score of zero (0).



Immediately After Testing

- **Make a note** about any patterns in student responses that were not captured by the marking procedures.

LNF Assessment Done!

Review response patterns below. Mark any relevant boxes & add and relevant notes.

Review response (mark any that apply)

☐ Makes random errors
☐ Makes consistent errors on specific letter(s)
☐ Says letter sound instead of letter name

☐ Doesn't track correctly
☐ Other



© 2020 Acadience Learning Inc.

ALO Automatically Computes the Final Score and Transfers It to the Student Profile

Grade: K 1 2 3 4 5 6 7 8 9 10 11 12

Student: J s J z v e X T t V D

Score: 8 8 6 8

Teacher: f F W Q P q l c O o

Score: 8 8 6 8

Teacher: R n B w g E d u p y

Score: 8 8 6 8



© 2020 Acadience Learning Inc.

LNF Practice #1

	ALO
1	Log into the Training Practice Demo on your tablet. Select LNF Kindergarten Benchmark 1.
2	Position your tablet so that you are ready to score.
3	Score along on your tablet as the trainer reads the student responses.



© 2020 Acadience Learning Inc.

LNF Practice #1 ALO

Benchmark Beginning of Year

LNF Letter Naming Fluency

30

Grade: K 1 2 3 4 5 6 7 8 9 10 11 12

Student: s J z v e X T t V D 8

Teacher: f F W Q P q l c O o 8

Teacher: R n B w g E d u p y 6

Teacher: S m x L k Z a Y H j 8



© 2020 Acadience Learning Inc.

LNF Practice #2

ALO	
1	Log into the Training Practice Demo on your tablet. Select LNF Kindergarten Benchmark 2.
2	Position your tablet so that you are ready to score.
3	Score along on your tablet as the trainer reads the student responses.



LNF Practice #2 ALO

Benchmark *Middle of Year*

LNF Letter Naming Fluency

33

✓	✓	✓	✓	✓	✗	✓	✓	✓	✓	9
C	R	o	d	y	j	A	g	O	H	
✓	✗	✓	✓	✓	✓	✓	✓	✓	✓	9
r	Y	G	N	x	f	a	D	Z	z	
✓	✓	✓	✓	✓	✓	✗	✓	✓	✓	9
V	B	T	s	h	k	l	W	b	F	
✓	✗	✓	✓	✓	✓	✓				6
M	P	u	m	n	S	L	Q	e	c	

