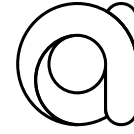


Booklet
A



acadience
ran

Name: _____

Student ID: _____ School Year: _____

Teacher: _____

School: _____

RAN Assessment

Scoring Booklet / Spanish

		Form 1 or Beginning of Year	Form 2 or Middle of Year	Form 3 or End of Year
Date				
Objects	<i>Time (in seconds)</i>			
	<i>Errors</i>			
	<i>Discontinued</i>			
Letters	<i>Time (in seconds)</i>			
	<i>Errors</i>			
	<i>Discontinued</i>			
Numbers	<i>Time (in seconds)</i>			
	<i>Errors</i>			
	<i>Discontinued</i>			

Acadience Learning
859 Willamette Street, Suite 320
Eugene, Oregon 97401
www.acadiencelearning.org



Acadience is a registered trademark of Acadience Learning Inc.



Please Recycle (Remove identifiable information)

Acadience RAN

Directions / Objects

Make sure you have reviewed the directions in the *Acadience RAN Assessment Manual* and have them available.

► **Practice Page:** Put the Practice Page in front of the student and say, **Te voy a mostrar unas imágenes, cada que yo señale una de las imágenes, tú me dices qué es.** [Point to the first picture], then say, **¿Qué es esto?** If the student is correct, say, **Muy bien. ¿De qué son las otras imágenes?** If the student responds correctly to the remaining practice items, no feedback is provided.

For all practice items:

<i>Incorrect response</i> Student does not respond within 3 seconds or responds incorrectly	Esta imagen [point] es [insert name], then say, ¿Qué es esto? [Point to the same picture you just named so the student has another opportunity to name it.]	<i>Correct response</i>	Muy bien. If practice items remain say, Continúa.
		<i>Incorrect response</i>	Esta imagen [point] es [insert name]. If practice items remain say, Continúa.

If the student makes an error on any practice item, provide a second practice trial using the same Practice Page and directions. If the student makes *any* errors on the second practice trial, discontinue the RAN Objects task, mark the discontinued box on the scoring booklet, do not record time or errors, and proceed to RAN Letters.

► **Test Page:** Put the Test Page in front of the student and say, **Aquí hay otras imágenes. Cuando te diga que puedes comenzar, empieza aquí** [point], **y continúa por acá** [sweep your finger left to right under the first two rows of pictures], **y nombra cada imagen lo más rápido que puedas. No te vayas a saltar ninguna imagen. ¿Listo(a)?, empieza.** Start the stopwatch.

Timing	Continue timing until the student names all pictures or meets the discontinue rule. If the student completed the measure, record the total time in seconds. If the student discontinued, do not record total time.
Wait	If the student does not respond within 3 seconds on a picture, mark a slash (/) through the picture, tell the student the name of the picture, point to the next picture and say, Continúa.
Discontinue	If the student makes <i>any</i> errors in naming the pictures on the second practice trial, discontinue, mark the discontinued box on the scoring booklet, and do not record time or errors. If the student makes four errors in the first two rows of the Test Form, discontinue, mark the discontinued box on the scoring booklet, and do not record time or errors. If the discontinue rule is met, proceed to RAN Letters.
Reminders	If the student says an accurate word that describes the picture but that does not match the name used for the item (sol, zapato, gato, árbol, silla), say, Llamémoslo(a) [insert name of picture], then point to the next picture (if any remain) and say, Continúa. For example, if the student says “micho” for gato, say, Llamémoslo gato , point to the next picture and say, Continúa. If the student skips a line, redirect the student to the correct line [point] and if necessary, say, Continúa desde aquí. If the student skips an individual object, mark it as an error. If the student is skipping around the page, point to the appropriate spot and say, Trata de nombrar cada imagen.

3 Acadience RAN

Numbers / Form 3

4	3	7	2	6
3	6	2	4	7
4	7	6	3	2
4	3	2	6	7
3	2	6	4	7
7	4	3	6	2
6	7	2	3	4
3	7	2	4	6
7	6	3	4	2
2	4	3	6	7

Total Time (in seconds): _____ Errors: _____

Discontinued



Acadience RAN

Directions / Numbers

Make sure you have reviewed the directions in the *Acadience RAN Assessment Manual* and have them available.

► **Practice Page:** Put the Practice Page in front of the student and say, **Te voy a mostrar unos números, cada que yo señale uno de los números, tú me dices cuál es.** [Point to the first number], then say, **¿Cuál es este número?** If the student is correct, say, **Muy bien. ¿Cuáles son los otros números?**

If the student responds correctly to the remaining practice items, no feedback is provided.

For all practice items:

Incorrect response Student does not respond within 3 seconds or responds <u>incorrectly</u>	Este número [point] es [insert name], then say, ¿Cuál es este? [Point to the same number you just named so the student has another opportunity to name it.]	Correct response	Muy bien. If practice items remain say, Continúa.
		Incorrect response	Este número [point] es [insert name]. If practice items remain say, Continúa.

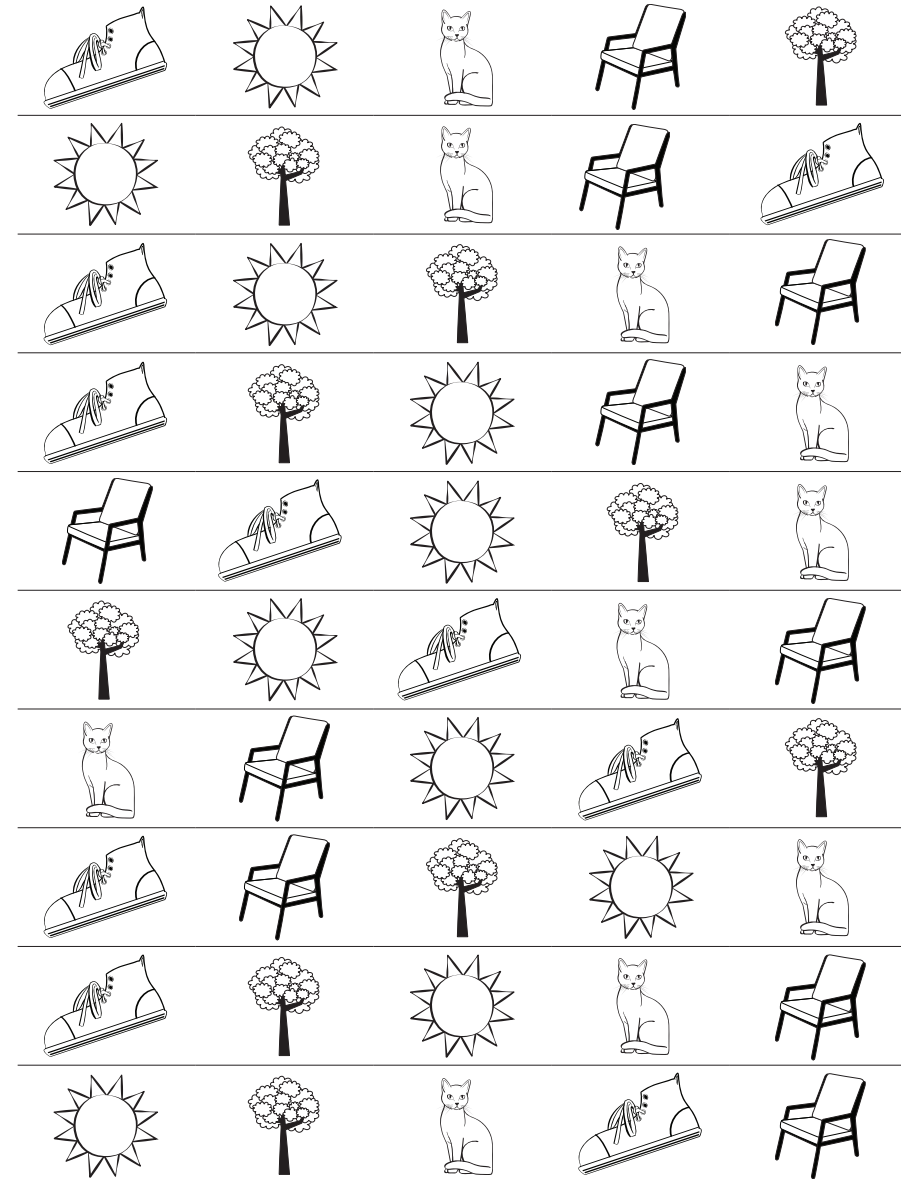
If the student makes an error on any practice item, provide a second practice trial using the same Practice Page and directions. If the student makes *any* errors on the second practice trial, discontinue the RAN Numbers task, mark the discontinued box on the scoring booklet, and do not record time or errors.

► **Test Page:** Put the Test Page in front of the student and say, **Aquí hay otros números. Cuando te diga que puedes comenzar, empieza aquí** [point], **y continúa por acá** [sweep your finger left to right under the first two rows of numbers], **y nombra cada número lo más rápido que puedas. No te saltes ningún número. ¿Listo(a)?, empieza.** Start the stopwatch.

Timing	Continue timing until the student names all numbers or meets the discontinue rule. If the student completed the measure, record the total time in seconds. If the student discontinued, do not record total time.
Wait	If the student does not respond within 3 seconds on a number, mark a slash (/) through the number, tell the student the name of the number, point to the next number and say, Continúa.
Discontinue	If the student makes <i>any</i> errors in naming the numbers on the second practice trial, discontinue, mark the discontinued box on the scoring booklet, and do not record time or errors. If the student makes four errors in the first two rows of the Test Form, discontinue, mark the discontinued box on the scoring booklet, and do not record time or errors.
Reminders	If the student skips a line, redirect the student to the correct line [point] and if necessary, say, Continúa desde aquí. If the student skips an individual number, mark it as an error. If the student is skipping around the page, point to the appropriate spot and say, Trata de nombrar cada número.

1 Acadience RAN

Objects / Form 1



Total Time (in seconds): _____ Errors: _____

Discontinued



Acadience RAN Directions / Letters

Make sure you have reviewed the directions in the *Acadience RAN Assessment Manual* and have them available.

► **Practice Page:** Put the Practice Page in front of the student and say, **Te voy a mostrar unas letras, cada que yo señale una de las letras, tú me dices cuál es.** [Point to the first letter], then say, **¿Cuál es esta letra?** If the student is correct, say, **Muy bien. ¿Cuáles son las otras letras?**

If the student responds correctly to the remaining practice items, no feedback is provided.

For all practice items:

Incorrect response Student does not respond within 3 seconds or responds <u>incorrectly</u>	Esta letra [point] es [insert name], then say, ¿Cuál es esta? [Point to the same letter you just named so the student has another opportunity to name it.]	Correct response	Muy bien. If practice items remain say, Continúa.
		Incorrect response	Esta letra [point] es [insert name]. If practice items remain say, Continúa.

If the student makes an error on any practice item, provide a second practice trial using the same Practice Page and directions. If the student makes *any* errors on the second practice trial, discontinue the RAN Letters task, mark the discontinued box on the scoring booklet, do not record time or errors, and proceed to RAN Numbers.

► **Test Page:** Put the Test Page in front of the student and say, **Aquí hay otras letras. Cuando te diga que puedes comenzar, empieza aquí** [point], **y continúa por acá** [sweep your finger left to right under the first two rows of letters], **y nombra cada letra lo más rápido que puedas. No te saltes ninguna letra. ¿Listo(a)?, empieza.** Start the stopwatch.

Timing	Continue timing until the student names all letters or meets the discontinue rule. If the student completed the measure, record the total time in seconds. If the student discontinued, do not record total time.
Wait	If the student does not respond within 3 seconds on a letter, mark a slash (/) through the letter, tell the student the name of the letter, point to the next letter and say, Continúa.
Discontinue	If the student makes <i>any</i> errors in naming the letters on the second practice trial, discontinue, mark the discontinued box on the scoring booklet, and do not record time or errors. If the student makes four errors in the first two rows of the Test Form, discontinue, mark the discontinued box on the scoring booklet, and do not record time or errors. If the discontinue rule is met, proceed to RAN Numbers.
Reminders	If the student skips a line, redirect the student to the correct line [point] and if necessary, say, Continúa desde aquí. If the student skips an individual letter, mark it as an error. If the student is skipping around the page, point to the appropriate spot and say, Trata de nombrar cada letra.

3 Acadience RAN Letters / Form 3

O	C	A	B	X
O	X	A	B	C
C	B	O	X	A
B	C	O	A	X
X	C	A	B	O
O	B	X	C	A
O	C	A	X	B
B	X	O	A	C
O	C	A	B	X
X	B	A	O	C

Total Time (in seconds): _____ Errors: _____

Discontinued



Acadience RAN

Directions / Letters

Make sure you have reviewed the directions in the *Acadience RAN Assessment Manual* and have them available.

► **Practice Page:** Put the Practice Page in front of the student and say, **Te voy a mostrar unas letras, cada que yo señale una de las letras, tú me dices cuál es.** [Point to the first letter], then say, **¿Cuál es esta letra?** If the student is correct, say, **Muy bien. ¿Cuáles son las otras letras?**

If the student responds correctly to the remaining practice items, no feedback is provided.

For all practice items:

Incorrect response Student does not respond within 3 seconds or responds <u>incorrectly</u> .	Esta letra [point] es [insert name], then say, ¿Cuál es esta? [Point to the same letter you just named so the student has another opportunity to name it.]	Correct response	Muy bien. If practice items remain say, Continúa.
		Incorrect response	Esta letra [point] es [insert name]. If practice items remain say, Continúa.

If the student makes an error on any practice item, provide a second practice trial using the same Practice Page and directions. If the student makes *any* errors on the second practice trial, discontinue the RAN Letters task, mark the discontinued box on the scoring booklet, do not record time or errors, and proceed to RAN Numbers.

► **Test Page:** Put the Test Page in front of the student and say, **Aquí hay otras letras. Cuando te diga que puedes comenzar, empieza aquí** [point], **y continúa por acá** [sweep your finger left to right under the first two rows of letters], **y nombra cada letra lo más rápido que puedas. No te saltes ninguna letra. ¿Listo(a)?, empieza.** Start the stopwatch.

Timing	Continue timing until the student names all letters or meets the discontinue rule. If the student completed the measure, record the total time in seconds. If the student discontinued, do not record total time.
Wait	If the student does not respond within 3 seconds on a letter, mark a slash (/) through the letter, tell the student the name of the letter, point to the next letter and say, Continúa.
Discontinue	If the student makes <i>any</i> errors in naming the letters on the second practice trial, discontinue, mark the discontinued box on the scoring booklet, and do not record time or errors. If the student makes four errors in the first two rows of the Test Form, discontinue, mark the discontinued box on the scoring booklet, and do not record time or errors. If the discontinue rule is met, proceed to RAN Numbers.
Reminders	If the student skips a line, redirect the student to the correct line [point] and if necessary, say, Continúa desde aquí. If the student skips an individual letter, mark it as an error. If the student is skipping around the page, point to the appropriate spot and say, Trata de nombrar cada letra.

1 Acadience RAN

Letters / Form 1

B	X	A	O	C
A	B	X	C	O
C	B	A	O	X
B	A	O	C	X
A	O	C	X	B
B	C	A	X	O
C	A	X	B	O
C	X	O	B	A
B	O	X	A	C
A	B	X	C	O

Total Time (in seconds): _____ Errors: _____

Discontinued



Acadience RAN Directions / Numbers

Make sure you have reviewed the directions in the *Acadience RAN Assessment Manual* and have them available.

► **Practice Page:** Put the Practice Page in front of the student and say, **Te voy a mostrar unos números, cada que yo señale uno de los números, tú me dices cuál es.** [Point to the first number], then say, **¿Cuál es este número?** If the student is correct, say, **Muy bien. ¿Cuáles son los otros números?**

If the student responds correctly to the remaining practice items, no feedback is provided.

For all practice items:


Incorrect response Student does not respond within 3 seconds or responds <u>incorrectly</u> .	Este número [point] es [insert name], then say, ¿Cuál es este? [Point to the same number you just named so the student has another opportunity to name it.]	Correct response	Muy bien. If practice items remain say, Continúa.
	Incorrect response	Este número [point] es [insert name]. If practice items remain say, Continúa.	

If the student makes an error on any practice item, provide a second practice trial using the same Practice Page and directions. If the student makes *any* errors on the second practice trial, discontinue the RAN Numbers task, mark the discontinued box on the scoring booklet, and do not record time or errors.

► **Test Page:** Put the Test Page in front of the student and say, **Aquí hay otros números. Cuando te diga que puedes comenzar, empieza aquí** [point], **y continúa por acá** [sweep your finger left to right under the first two rows of numbers], **y nombra cada número lo más rápido que puedas. No te saltes ningún número. ¿Listo(a)?, empieza.** Start the stopwatch.

Timing	Continue timing until the student names all numbers or meets the discontinue rule. If the student completed the measure, record the total time in seconds. If the student discontinued, do not record total time.
Wait	If the student does not respond within 3 seconds on a number, mark a slash (/) through the number, tell the student the name of the number, point to the next number and say, Continúa.
Discontinue	If the student makes <i>any</i> errors in naming the numbers on the second practice trial, discontinue, mark the discontinued box on the scoring booklet, and do not record time or errors. If the student makes four errors in the first two rows of the Test Form, discontinue, mark the discontinued box on the scoring booklet, and do not record time or errors.
Reminders	If the student skips a line, redirect the student to the correct line [point] and if necessary, say, Continúa desde aquí. If the student skips an individual number, mark it as an error. If the student is skipping around the page, point to the appropriate spot and say, Trata de nombrar cada número.

3 Acadience RAN Objects / Form 3



Total Time (in seconds): _____ Errors: _____

Discontinued



Acadience RAN

Directions / Objects

Make sure you have reviewed the directions in the *Acadience RAN Assessment Manual* and have them available.

- **Practice Page:** Put the Practice Page in front of the student and say, **Te voy a mostrar unas imágenes, cada que yo señale una de las imágenes, tú me dices qué es.** [Point to the first picture], then say, **¿Qué es esto?** If the student is correct, say, **Muy bien. ¿De qué son las otras imágenes?** If the student responds correctly to the remaining practice items, no feedback is provided.

For all practice items:

Incorrect response Student does not respond within 3 seconds or responds incorrectly	Esta imagen [point] es [insert name], then say, ¿Qué es esto? [Point to the same picture you just named so the student has another opportunity to name it.]	Correct response	Muy bien. If practice items remain say, Continúa.
		Incorrect response	Esta imagen [point] es [insert name]. If practice items remain say, Continúa.

If the student makes an error on any practice item, provide a second practice trial using the same Practice Page and directions. If the student makes *any* errors on the second practice trial, discontinue the RAN Objects task, mark the discontinued box on the scoring booklet, do not record time or errors, and proceed to RAN Letters.

- **Test Page:** Put the Test Page in front of the student and say, **Aquí hay otras imágenes. Cuando te diga que puedes comenzar, empieza aquí** [point], **y continúa por acá** [sweep your finger left to right under the first two rows of pictures], **y nombra cada imagen lo más rápido que puedas. No te vayas a saltar ninguna imagen. ¿Listo(a)?, empieza.** Start the stopwatch.

Timing	Continue timing until the student names all pictures or meets the discontinue rule. If the student completed the measure, record the total time in seconds. If the student discontinued, do not record total time.
Wait	If the student does not respond within 3 seconds on a picture, mark a slash (/) through the picture, tell the student the name of the picture, point to the next picture and say, Continúa.
Discontinue	If the student makes <i>any</i> errors in naming the pictures on the second practice trial, discontinue, mark the discontinued box on the scoring booklet, and do not record time or errors. If the student makes four errors in the first two rows of the Test Form, discontinue, mark the discontinued box on the scoring booklet, and do not record time or errors. If the discontinue rule is met, proceed to RAN Letters.
Reminders	If the student says an accurate word that describes the picture but that does not match the name used for the item (sol, zapato, gato, árbol, silla), say, Llamémoslo(a) [insert name of picture], then point to the next picture (if any remain) and say, Continúa. For example, if the student says “micho” for gato, say, Llamémoslo gato , point to the next picture and say, Continúa. If the student skips a line, redirect the student to the correct line [point] and if necessary, say, Continúa desde aquí. If the student skips an individual object, mark it as an error. If the student is skipping around the page, point to the appropriate spot and say, Trata de nombrar cada imagen.

1 Acadience RAN

Numbers / Form 1

6	3	4	2	7
3	7	2	6	4
7	6	2	3	4
6	2	7	4	3
2	7	6	3	4
7	2	4	3	6
2	7	6	4	3
4	7	3	2	6
6	3	2	7	4
4	6	3	2	7

Total Time (in seconds): _____ Errors: _____

Discontinued



Acadience RAN Directions / Objects

Make sure you have reviewed the directions in the *Acadience RAN Assessment Manual* and have them available.

- **Practice Page:** Put the Practice Page in front of the student and say, **Te voy a mostrar unas imágenes, cada que yo señale una de las imágenes, tú me dices qué es.** [Point to the first picture], then say, **¿Qué es esto?** If the student is correct, say, **Muy bien. ¿De qué son las otras imágenes?** If the student responds correctly to the remaining practice items, no feedback is provided.

For all practice items:

Incorrect response Student does not respond within 3 seconds or responds incorrectly	Esta imagen [point] es [insert name], then say, ¿Qué es esto? [Point to the same picture you just named so the student has another opportunity to name it.]	Correct response	Muy bien. If practice items remain say, Continúa.
		Incorrect response	Esta imagen [point] es [insert name]. If practice items remain say, Continúa.

If the student makes an error on any practice item, provide a second practice trial using the same Practice Page and directions. If the student makes *any* errors on the second practice trial, discontinue the RAN Objects task, mark the discontinued box on the scoring booklet, do not record time or errors, and proceed to RAN Letters.

- **Test Page:** Put the Test Page in front of the student and say, **Aquí hay otras imágenes. Cuando te diga que puedes comenzar, empieza aquí** [point], **y continúa por acá** [sweep your finger left to right under the first two rows of pictures], **y nombra cada imagen lo más rápido que puedas. No te vayas a saltar ninguna imagen. ¿Listo(a)?, empieza.** Start the stopwatch.

Timing	Continue timing until the student names all pictures or meets the discontinue rule. If the student completed the measure, record the total time in seconds. If the student discontinued, do not record total time.
Wait	If the student does not respond within 3 seconds on a picture, mark a slash (/) through the picture, tell the student the name of the picture, point to the next picture and say, Continúa.
Discontinue	If the student makes <i>any</i> errors in naming the pictures on the second practice trial, discontinue, mark the discontinued box on the scoring booklet, and do not record time or errors. If the student makes four errors in the first two rows of the Test Form, discontinue, mark the discontinued box on the scoring booklet, and do not record time or errors. If the discontinue rule is met, proceed to RAN Letters.
Reminders	If the student says an accurate word that describes the picture but that does not match the name used for the item (sol, zapato, gato, árbol, silla), say, Llamémoslo(a) [insert name of picture], then point to the next picture (if any remain) and say, Continúa. For example, if the student says “micho” for gato, say, Llamémoslo gato , point to the next picture and say, Continúa. If the student skips a line, redirect the student to the correct line [point] and if necessary, say, Continúa desde aquí. If the student skips an individual object, mark it as an error. If the student is skipping around the page, point to the appropriate spot and say, Trata de nombrar cada imagen.

2 Acadience RAN Numbers / Form 2

4	3	6	7	2
2	4	7	3	6
6	2	4	7	3
6	3	4	2	7
4	2	6	7	3
7	3	2	4	6
2	7	6	3	4
4	3	6	7	2
4	6	2	3	7
3	4	2	7	6

Total Time (in seconds): _____ Errors: _____

Discontinued

Acadience RAN

Directions / Numbers

Make sure you have reviewed the directions in the *Acadience RAN Assessment Manual* and have them available.

► **Practice Page:** Put the Practice Page in front of the student and say, **Te voy a mostrar unos números, cada que yo señale uno de los números, tú me dices cuál es.** [Point to the first number], then say, **¿Cuál es este número?** If the student is correct, say, **Muy bien. ¿Cuáles son los otros números?**

If the student responds correctly to the remaining practice items, no feedback is provided.

For all practice items:

Incorrect response Student does not respond within 3 seconds or responds <u>incorrectly</u> .	Este número [point] es [insert name], then say, ¿Cuál es este? [Point to the same number you just named so the student has another opportunity to name it.]	Correct response Muy bien. If practice items remain say, Continúa.
	Incorrect response Este número [point] es [insert name]. If practice items remain say, Continúa.	


If the student makes an error on any practice item, provide a second practice trial using the same Practice Page and directions. If the student makes *any* errors on the second practice trial, discontinue the RAN Numbers task, mark the discontinued box on the scoring booklet, and do not record time or errors.

► **Test Page:** Put the Test Page in front of the student and say, **Aquí hay otros números. Cuando te diga que puedes comenzar, empieza aquí** [point], **y continúa por acá** [sweep your finger left to right under the first two rows of numbers], **y nombra cada número lo más rápido que puedas. No te saltes ningún número. ¿Listo(a)?, empieza.** Start the stopwatch.

Timing	Continue timing until the student names all numbers or meets the discontinue rule. If the student completed the measure, record the total time in seconds. If the student discontinued, do not record total time.
Wait	If the student does not respond within 3 seconds on a number, mark a slash (/) through the number, tell the student the name of the number, point to the next number and say, Continúa.
Discontinue	If the student makes <i>any</i> errors in naming the numbers on the second practice trial, discontinue, mark the discontinued box on the scoring booklet, and do not record time or errors. If the student makes four errors in the first two rows of the Test Form, discontinue, mark the discontinued box on the scoring booklet, and do not record time or errors.
Reminders	If the student skips a line, redirect the student to the correct line [point] and if necessary, say, Continúa desde aquí. If the student skips an individual number, mark it as an error. If the student is skipping around the page, point to the appropriate spot and say, Trata de nombrar cada número.

2 Acadience RAN

Objects / Form 2



Total Time (in seconds): _____ Errors: _____

Discontinued



Acadience RAN Directions / Letters

Make sure you have reviewed the directions in the *Acadience RAN Assessment Manual* and have them available.

► **Practice Page:** Put the Practice Page in front of the student and say, **Te voy a mostrar unas letras, cada que yo señale una de las letras, tú me dices cuál es.** [Point to the first letter], then say, **¿Cuál es esta letra?** If the student is correct, say, **Muy bien. ¿Cuáles son las otras letras?**

If the student responds correctly to the remaining practice items, no feedback is provided.

For all practice items:

Incorrect response Student does not respond within 3 seconds or responds <u>incorrectly</u>	Esta letra [point] es [insert name], then say, ¿Cuál es esta? [Point to the same letter you just named so the student has another opportunity to name it.]	Correct response	Muy bien. If practice items remain say, Continúa.
		Incorrect response	Esta letra [point] es [insert name]. If practice items remain say, Continúa.

If the student makes an error on any practice item, provide a second practice trial using the same Practice Page and directions. If the student makes *any* errors on the second practice trial, discontinue the RAN Letters task, mark the discontinued box on the scoring booklet, do not record time or errors, and proceed to RAN Numbers.

► **Test Page:** Put the Test Page in front of the student and say, **Aquí hay otras letras. Cuando te diga que puedes comenzar, empieza aquí** [point], **y continúa por acá** [sweep your finger left to right under the first two rows of letters], **y nombra cada letra lo más rápido que puedas. No te saltes ninguna letra. ¿Listo(a)?, empieza.** Start the stopwatch.

Timing	Continue timing until the student names all letters or meets the discontinue rule. If the student completed the measure, record the total time in seconds. If the student discontinued, do not record total time.
Wait	If the student does not respond within 3 seconds on a letter, mark a slash (/) through the letter, tell the student the name of the letter, point to the next letter and say, Continúa.
Discontinue	If the student makes <i>any</i> errors in naming the letters on the second practice trial, discontinue, mark the discontinued box on the scoring booklet, and do not record time or errors. If the student makes four errors in the first two rows of the Test Form, discontinue, mark the discontinued box on the scoring booklet, and do not record time or errors. If the discontinue rule is met, proceed to RAN Numbers.
Reminders	If the student skips a line, redirect the student to the correct line [point] and if necessary, say, Continúa desde aquí. If the student skips an individual letter, mark it as an error. If the student is skipping around the page, point to the appropriate spot and say, Trata de nombrar cada letra.

2 Acadience RAN Letters / Form 2

A	C	X	O	B
C	O	A	B	X
A	B	X	C	O
B	C	O	A	X
X	O	B	C	A
O	X	C	A	B
C	X	A	B	O
O	C	X	A	B
A	X	O	C	B
C	O	A	B	X

Total Time (in seconds): _____ Errors: _____

Discontinued