

Booklet
A



Name: _____

Student ID: _____ School Year: _____

Teacher: _____

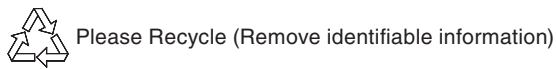
School: _____

RAN Assessment

Scoring Booklet

		Form 1 or Beginning of Year	Form 2 or Middle of Year	Form 3 or End of Year
Date				
Objects	Time (in seconds)			
	Errors			
	Discontinued			
Letters	Time (in seconds)			
	Errors			
	Discontinued			
Numbers	Time (in seconds)			
	Errors			
	Discontinued			

Acadience Learning
PO Box 41749
Eugene, Oregon 97404
www.acadiencelearning.org





Acadience RAN Directions / Objects

Make sure you have reviewed the directions in the *Acadience® RAN Assessment Manual* and have them available.

- **Practice Page:** Put the Practice Page in front of the student and say, **Here are some pictures. I will point to a picture and you tell me what it is.** [Point to the first picture], then say, **What is this picture?** If the student is correct, say, **Good. What are the other pictures?**

If the student responds correctly to the remaining practice items, no feedback is provided.

For *all* practice items:

Incorrect response Student does not respond within 3 seconds or responds incorrectly	This picture [point] is [insert name], then say, What is this picture? [Point to the same picture you just named so the student has another opportunity to name it.]	Correct response	Good. If practice items remain say, Keep going.
		Incorrect response	This picture [point] is [insert name]. If practice items remain say, Keep going.

If the student makes an error on any practice item, provide a second practice trial using the same Practice Page and directions. If the student makes *any* errors on the second practice trial, discontinue the RAN Objects task, mark the discontinued box on the scoring booklet, do not record time or errors, and proceed to RAN Letters.

- **Test Page:** Put the Test Page in front of the student and say, **Here are more pictures. When I say begin, start here** [point], **go this way** [sweep your finger left to right under the first two rows of pictures], **and name each picture as quickly as you can. Don't skip any pictures. Ready, begin.** Start the stopwatch.

Timing	Continue timing until the student names all pictures or meets the discontinue rule. If the student completes the measure, record the total time in seconds. If the student discontinues, do not record total time.
Wait	If the student does not respond within 3 seconds on a picture, mark a slash (/) through the picture, tell the student the name of the picture, point to the next picture and say, Keep going.
Discontinue	If the student makes <i>any</i> errors in naming the pictures on the second practice trial, discontinue, mark the discontinued box on the scoring booklet, and do not record time or errors. If the student makes four errors in the first two rows of the Test Form, discontinue, mark the discontinued box on the scoring booklet, and do not record time or errors. If the discontinue rule is met, proceed to RAN Letters.
Reminders (Repeat as often as needed.)	If the student says an accurate word that describes the picture but that does not match the name used for the item (e.g., "sneaker" for shoe or "kitty" for cat), say, Let's call it [insert name of picture], count the item as correct, then point to the next picture (if any remain) and say, Keep going. If the student continues to respond in this way, make a note of the pattern. If the student skips a line, point to the correct line and say, Keep going from here. If the student skips an object, mark it as an error. If the student skips around the page, point to the appropriate spot and say, Try to name each picture.

3 Acadience RAN Numbers / Form 3

4	3	7	2	6
3	6	2	4	7
4	7	6	3	2
4	3	2	6	7
3	2	6	4	7
7	4	3	6	2
6	7	2	3	4
3	7	2	4	6
7	6	3	4	2
2	4	3	6	7

Total Time (in seconds): _____ Errors: _____

Discontinued ☐

Make sure you have reviewed the directions in the *Acadience® RAN Assessment Manual* and have them available.

► **Practice Page:** Put the Practice Page in front of the student and say, **Here are some numbers. I will point to a number and you tell me what it is.** [Point to the first number], then say, **What is this number?** If the student is correct, say, **Good. What are the other numbers?**

If the student responds correctly to the remaining practice items, no feedback is provided.

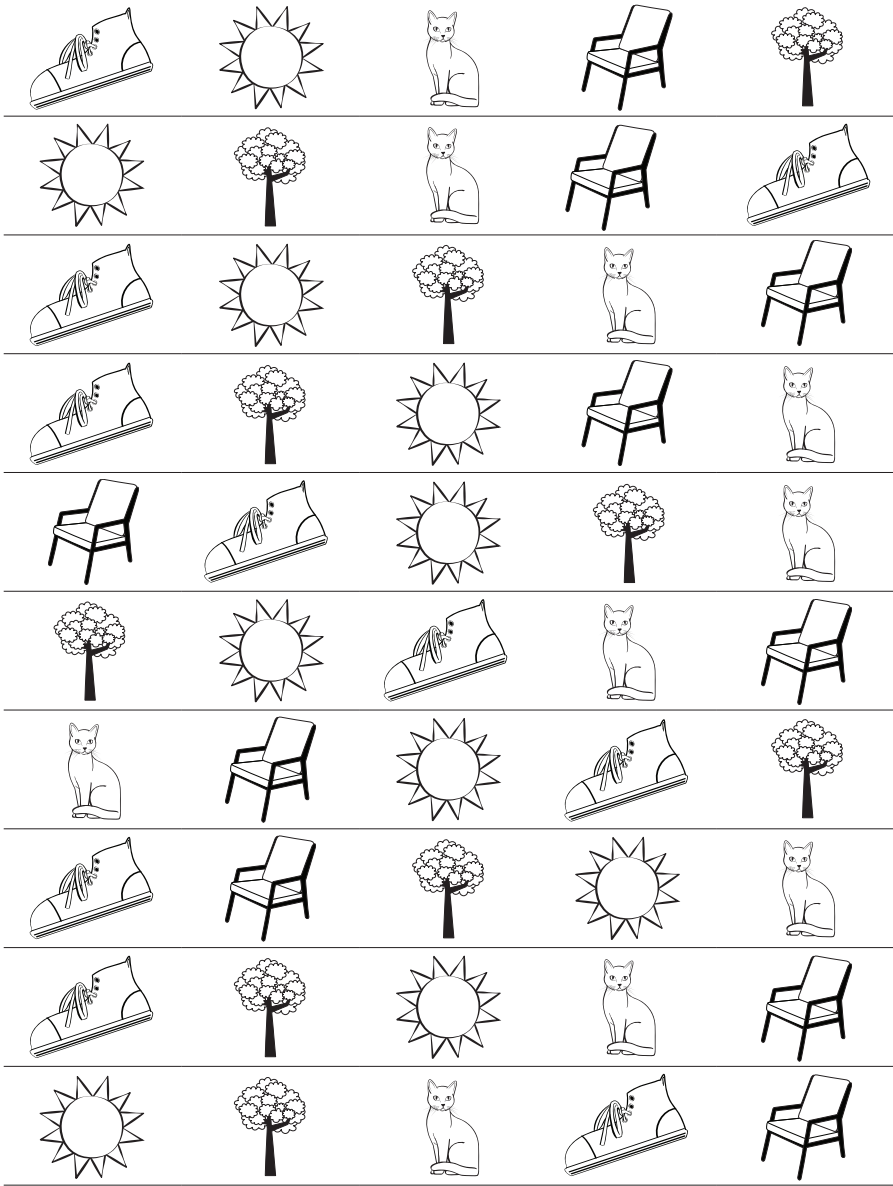
For *all* practice items:

<p><i>Incorrect response</i></p> <p>Student does not respond within 3 seconds or responds <u>incorrectly</u></p>	<p>This number [point] is [insert name], then say, What is this number? [Point to the same number you just named so the student has another opportunity to name it.]</p>	<p><i>Correct response</i></p> <p>Good. If practice items remain say, Keep going.</p>
	<p><i>Incorrect response</i></p> <p>This number [point] is [insert name]. If practice items remain say, Keep going.</p>	

If the student makes an error on any practice item, provide a second practice trial using the same Practice Page and directions. If the student makes *any* errors on the second practice trial, discontinue the RAN Numbers task, mark the discontinued box on the scoring booklet, and do not record time or errors.

► **Test Page:** Put the Test Page in front of the student and say, **Here are more numbers. When I say begin, start here** [point], **go this way** [sweep your finger left to right under the first two rows of numbers], **and name each number as quickly as you can. Don't skip any numbers. Ready, begin.** Start the stopwatch.

Timing	Continue timing until the student names all numbers or meets the discontinue rule. If the student completes the measure, record the total time in seconds. If the student discontinues, do not record total time.
Wait	If the student does not respond within 3 seconds on a number, mark a slash (/) through the number, tell the student the name of the number, point to the next number and say, Keep going.
Discontinue	If the student makes <i>any</i> errors in naming the numbers on the second practice trial, discontinue, mark the discontinued box on the scoring booklet, and do not record time or errors. If the student makes four errors in the first two rows of the Test Form, discontinue, mark the discontinued box on the scoring booklet, and do not record time or errors.
Reminders (Repeat as often as needed.)	If the student skips a line, point to the correct line and say, Keep going from here. If the student skips a number, mark it as an error. If the student skips around the page, point to the appropriate spot and say, Try to name each number.



Total Time (in seconds): _____ Errors: _____

Discontinued ☐

Make sure you have reviewed the directions in the *Acadience® RAN Assessment Manual* and have them available.

- **Practice Page:** Put the Practice Page in front of the student and say, **Here are some letters. I will point to a letter and you tell me what it is.** [Point to the first letter], then say, **What is this letter?** If the student is correct, say, **Good. What are the other letters?**

If the student responds correctly to the remaining practice items, no feedback is provided.

For *all* practice items:

<p><i>Incorrect response</i></p> <p>Student does not respond within 3 seconds or responds <u>incorrectly</u></p>	<p>This letter [point] is [insert name], then say, What is this letter? [Point to the same letter you just named so the student has another opportunity to name it.]</p>	<p><i>Correct response</i></p> <p>Good. If practice items remain say, Keep going.</p>
		<p><i>Incorrect response</i></p> <p>This letter [point] is [insert name]. If practice items remain say, Keep going.</p>

If the student makes an error on any practice item, provide a second practice trial using the same Practice Page and directions. If the student makes *any* errors on the second practice trial, discontinue the RAN Letters task, mark the discontinued box on the scoring booklet, do not record time or errors, and proceed to RAN Numbers.

- **Test Page:** Put the Test Page in front of the student and say, **Here are more letters. When I say begin, start here** [point], **go this way** [sweep your finger left to right under the first two rows of letters], **and name each letter as quickly as you can. Don't skip any letters. Ready, begin.** Start the stopwatch.

Timing	Continue timing until the student names all letters or meets the discontinue rule. If the student completes the measure, record the total time in seconds. If the student discontinues, do not record total time.
Wait	If the student does not respond within 3 seconds on a letter, mark a slash (/) through the letter, tell the student the name of the letter, point to the next letter and say, Keep going.
Discontinue	<p>If the student makes <i>any</i> errors in naming the letters on the second practice trial, discontinue, mark the discontinued box on the scoring booklet, and do not record time or errors.</p> <p>If the student makes four errors in the first two rows of the Test Form, discontinue, mark the discontinued box on the scoring booklet, and do not record time or errors.</p> <p>If the discontinue rule is met, proceed to RAN Numbers.</p>
Reminders (Repeat as often as needed.)	<p>If the student skips a line, point to the correct line and say, Keep going from here.</p> <p>If the student skips a letter, mark it as an error. If the student skips around the page, point to the appropriate spot and say, Try to name each letter.</p>

O	C	A	B	X
O	X	A	B	C
C	B	O	X	A
B	C	O	A	X
X	C	A	B	O
O	B	X	C	A
O	C	A	X	B
B	X	O	A	C
O	C	A	B	X
X	B	A	O	C

Total Time (in seconds): _____ Errors: _____

Discontinued ☐

Make sure you have reviewed the directions in the *Acadience® RAN Assessment Manual* and have them available.

- **Practice Page:** Put the Practice Page in front of the student and say, **Here are some letters. I will point to a letter and you tell me what it is.** [Point to the first letter], then say, **What is this letter?** If the student is correct, say, **Good. What are the other letters?**

If the student responds correctly to the remaining practice items, no feedback is provided.

For *all* practice items:

Incorrect response Student does not respond within 3 seconds or responds incorrectly	This letter [point] is [insert name], then say, What is this letter? [Point to the same letter you just named so the student has another opportunity to name it.]	Correct response	Good. If practice items remain say, Keep going.
		Incorrect response	This letter [point] is [insert name]. If practice items remain say, Keep going.

If the student makes an error on any practice item, provide a second practice trial using the same Practice Page and directions. If the student makes *any* errors on the second practice trial, discontinue the RAN Letters task, mark the discontinued box on the scoring booklet, do not record time or errors, and proceed to RAN Numbers.

- **Test Page:** Put the Test Page in front of the student and say, **Here are more letters. When I say begin, start here** [point], **go this way** [sweep your finger left to right under the first two rows of letters], **and name each letter as quickly as you can. Don't skip any letters. Ready, begin.** Start the stopwatch.

Timing	Continue timing until the student names all letters or meets the discontinue rule. If the student completes the measure, record the total time in seconds. If the student discontinues, do not record total time.
Wait	If the student does not respond within 3 seconds on a letter, mark a slash (/) through the letter, tell the student the name of the letter, point to the next letter and say, Keep going.
Discontinue	If the student makes <i>any</i> errors in naming the letters on the second practice trial, discontinue, mark the discontinued box on the scoring booklet, and do not record time or errors. If the student makes four errors in the first two rows of the Test Form, discontinue, mark the discontinued box on the scoring booklet, and do not record time or errors. If the discontinue rule is met, proceed to RAN Numbers.
Reminders (Repeat as often as needed.)	If the student skips a line, point to the correct line and say, Keep going from here. If the student skips a letter, mark it as an error. If the student skips around the page, point to the appropriate spot and say, Try to name each letter.

1 Acadience RAN
Letters / Form 1

B	X	A	O	C
A	B	X	C	O
C	B	A	O	X
B	A	O	C	X
A	O	C	X	B
B	C	A	X	O
C	A	X	B	O
C	X	O	B	A
B	O	X	A	C
A	B	X	C	O

Total Time (in seconds): _____ Errors: _____

Discontinued ☐

Make sure you have reviewed the directions in the *Acadience® RAN Assessment Manual* and have them available.

- **Practice Page:** Put the Practice Page in front of the student and say, **Here are some numbers. I will point to a number and you tell me what it is.** [Point to the first number], then say, **What is this number?** If the student is correct, say, **Good. What are the other numbers?**

If the student responds correctly to the remaining practice items, no feedback is provided.


For *all* practice items:

<p><i>Incorrect response</i></p> <p>Student does not respond within 3 seconds or responds incorrectly</p>	<p>This number [point] is [insert name], then say, What is this number? [Point to the same number you just named so the student has another opportunity to name it.]</p>	<p><i>Correct response</i></p> <p>Good. If practice items remain say, Keep going.</p>
	<p><i>Incorrect response</i></p> <p>This number [point] is [insert name]. If practice items remain say, Keep going.</p>	

If the student makes an error on any practice item, provide a second practice trial using the same Practice Page and directions. If the student makes *any* errors on the second practice trial, discontinue the RAN Numbers task, mark the discontinued box on the scoring booklet, and do not record time or errors.

- **Test Page:** Put the Test Page in front of the student and say, **Here are more numbers. When I say begin, start here** [point], **go this way** [sweep your finger left to right under the first two rows of numbers], **and name each number as quickly as you can. Don't skip any numbers. Ready, begin.** Start the stopwatch.

Timing	Continue timing until the student names all numbers or meets the discontinue rule. If the student completes the measure, record the total time in seconds. If the student discontinues, do not record total time.
Wait	If the student does not respond within 3 seconds on a number, mark a slash (/) through the number, tell the student the name of the number, point to the next number and say, Keep going.
Discontinue	If the student makes <i>any</i> errors in naming the numbers on the second practice trial, discontinue, mark the discontinued box on the scoring booklet, and do not record time or errors. If the student makes four errors in the first two rows of the Test Form, discontinue, mark the discontinued box on the scoring booklet, and do not record time or errors.
Reminders (Repeat as often as needed.)	If the student skips a line, point to the correct line and say, Keep going from here. If the student skips a number, mark it as an error. If the student skips around the page, point to the appropriate spot and say, Try to name each number.



Total Time (in seconds): _____ Errors: _____

Discontinued ☐



Acadience RAN Directions / Objects

Make sure you have reviewed the directions in the *Acadience® RAN Assessment Manual* and have them available.

- **Practice Page:** Put the Practice Page in front of the student and say, **Here are some pictures. I will point to a picture and you tell me what it is.** [Point to the first picture], then say, **What is this picture?** If the student is correct, say, **Good. What are the other pictures?**

If the student responds correctly to the remaining practice items, no feedback is provided.

For *all* practice items:

Incorrect response Student does not respond within 3 seconds or responds incorrectly	This picture [point] is [insert name], then say, What is this picture? [Point to the same picture you just named so the student has another opportunity to name it.]	Correct response	Good. If practice items remain say, Keep going.
		Incorrect response	This picture [point] is [insert name]. If practice items remain say, Keep going.

If the student makes an error on any practice item, provide a second practice trial using the same Practice Page and directions. If the student makes *any* errors on the second practice trial, discontinue the RAN Objects task, mark the discontinued box on the scoring booklet, do not record time or errors, and proceed to RAN Letters.

- **Test Page:** Put the Test Page in front of the student and say, **Here are more pictures. When I say begin, start here** [point], **go this way** [sweep your finger left to right under the first two rows of pictures], **and name each picture as quickly as you can. Don't skip any pictures. Ready, begin.** Start the stopwatch.

Timing	Continue timing until the student names all pictures or meets the discontinue rule. If the student completes the measure, record the total time in seconds. If the student discontinues, do not record total time.
Wait	If the student does not respond within 3 seconds on a picture, mark a slash (/) through the picture, tell the student the name of the picture, point to the next picture and say, Keep going.
Discontinue	If the student makes <i>any</i> errors in naming the pictures on the second practice trial, discontinue, mark the discontinued box on the scoring booklet, and do not record time or errors. If the student makes four errors in the first two rows of the Test Form, discontinue, mark the discontinued box on the scoring booklet, and do not record time or errors. If the discontinue rule is met, proceed to RAN Letters.
Reminders (Repeat as often as needed.)	If the student says an accurate word that describes the picture but that does not match the name used for the item (e.g., "sneaker" for shoe or "kitty" for cat), say, Let's call it [insert name of picture], count the item as correct, then point to the next picture (if any remain) and say, Keep going. If the student continues to respond in this way, make a note of the pattern. If the student skips a line, point to the correct line and say, Keep going from here. If the student skips an object, mark it as an error. If the student skips around the page, point to the appropriate spot and say, Try to name each picture.

1 Acadience RAN Numbers / Form 1

6	3	4	2	7
3	7	2	6	4
7	6	2	3	4
6	2	7	4	3
2	7	6	3	4
7	2	4	3	6
2	7	6	4	3
4	7	3	2	6
6	3	2	7	4
4	6	3	2	7

Total Time (in seconds): _____ Errors: _____

Discontinued ☐



Acadience RAN Directions / Objects

Make sure you have reviewed the directions in the *Acadience® RAN Assessment Manual* and have them available.

- **Practice Page:** Put the Practice Page in front of the student and say, **Here are some pictures. I will point to a picture and you tell me what it is.** [Point to the first picture], then say, **What is this picture?** If the student is correct, say, **Good. What are the other pictures?**

If the student responds correctly to the remaining practice items, no feedback is provided.

For *all* practice items:

Incorrect response Student does not respond within 3 seconds or responds incorrectly	This picture [point] is [insert name], then say, What is this picture? [Point to the same picture you just named so the student has another opportunity to name it.]	Correct response	Good. If practice items remain say, Keep going.
		Incorrect response	This picture [point] is [insert name]. If practice items remain say, Keep going.

If the student makes an error on any practice item, provide a second practice trial using the same Practice Page and directions. If the student makes *any* errors on the second practice trial, discontinue the RAN Objects task, mark the discontinued box on the scoring booklet, do not record time or errors, and proceed to RAN Letters.

- **Test Page:** Put the Test Page in front of the student and say, **Here are more pictures. When I say begin, start here** [point], **go this way** [sweep your finger left to right under the first two rows of pictures], **and name each picture as quickly as you can. Don't skip any pictures. Ready, begin.** Start the stopwatch.

Timing	Continue timing until the student names all pictures or meets the discontinue rule. If the student completes the measure, record the total time in seconds. If the student discontinues, do not record total time.
Wait	If the student does not respond within 3 seconds on a picture, mark a slash (/) through the picture, tell the student the name of the picture, point to the next picture and say, Keep going.
Discontinue	If the student makes <i>any</i> errors in naming the pictures on the second practice trial, discontinue, mark the discontinued box on the scoring booklet, and do not record time or errors. If the student makes four errors in the first two rows of the Test Form, discontinue, mark the discontinued box on the scoring booklet, and do not record time or errors. If the discontinue rule is met, proceed to RAN Letters.
Reminders (Repeat as often as needed.)	If the student says an accurate word that describes the picture but that does not match the name used for the item (e.g., "sneaker" for shoe or "kitty" for cat), say, Let's call it [insert name of picture], count the item as correct, then point to the next picture (if any remain) and say, Keep going. If the student continues to respond in this way, make a note of the pattern. If the student skips a line, point to the correct line and say, Keep going from here. If the student skips an object, mark it as an error. If the student skips around the page, point to the appropriate spot and say, Try to name each picture.

2 Acadience RAN Numbers / Form 2

4	3	6	7	2
2	4	7	3	6
6	2	4	7	3
6	3	4	2	7
4	2	6	7	3
7	3	2	4	6
2	7	6	3	4
4	3	6	7	2
4	6	2	3	7
3	4	2	7	6

Total Time (in seconds): _____ Errors: _____

Discontinued ☐

Make sure you have reviewed the directions in the *Acadience® RAN Assessment Manual* and have them available.

- **Practice Page:** Put the Practice Page in front of the student and say, **Here are some numbers. I will point to a number and you tell me what it is.** [Point to the first number], then say, **What is this number?** If the student is correct, say, **Good. What are the other numbers?**

If the student responds correctly to the remaining practice items, no feedback is provided.


For *all* practice items:

<p><i>Incorrect response</i></p> <p>Student does not respond within 3 seconds or responds incorrectly</p>	<p>This number [point] is [insert name], then say, What is this number? [Point to the same number you just named so the student has another opportunity to name it.]</p>	<p><i>Correct response</i></p>	<p>Good. If practice items remain say, Keep going.</p>
		<p><i>Incorrect response</i></p>	<p>This number [point] is [insert name]. If practice items remain say, Keep going.</p>

If the student makes an error on any practice item, provide a second practice trial using the same Practice Page and directions. If the student makes *any* errors on the second practice trial, discontinue the RAN Numbers task, mark the discontinued box on the scoring booklet, and do not record time or errors.

- **Test Page:** Put the Test Page in front of the student and say, **Here are more numbers. When I say begin, start here** [point], **go this way** [sweep your finger left to right under the first two rows of numbers], **and name each number as quickly as you can. Don't skip any numbers. Ready, begin.** Start the stopwatch.

Timing	Continue timing until the student names all numbers or meets the discontinue rule. If the student completes the measure, record the total time in seconds. If the student discontinues, do not record total time.
Wait	If the student does not respond within 3 seconds on a number, mark a slash (/) through the number, tell the student the name of the number, point to the next number and say, Keep going.
Discontinue	If the student makes <i>any</i> errors in naming the numbers on the second practice trial, discontinue, mark the discontinued box on the scoring booklet, and do not record time or errors. If the student makes four errors in the first two rows of the Test Form, discontinue, mark the discontinued box on the scoring booklet, and do not record time or errors.
Reminders (Repeat as often as needed.)	If the student skips a line, point to the correct line and say, Keep going from here. If the student skips a number, mark it as an error. If the student skips around the page, point to the appropriate spot and say, Try to name each number.



Total Time (in seconds): _____ Errors: _____

Discontinued ☐

Make sure you have reviewed the directions in the *Acadience® RAN Assessment Manual* and have them available.

► **Practice Page:** Put the Practice Page in front of the student and say, **Here are some letters. I will point to a letter and you tell me what it is.** [Point to the first letter], then say, **What is this letter?** If the student is correct, say, **Good. What are the other letters?**

If the student responds correctly to the remaining practice items, no feedback is provided.
For *all* practice items:

Incorrect response Student does not respond within 3 seconds or responds incorrectly	This letter [point] is [insert name], then say, What is this letter? [Point to the same letter you just named so the student has another opportunity to name it.]	Correct response	Good. If practice items remain say, Keep going.
		Incorrect response	This letter [point] is [insert name]. If practice items remain say, Keep going.

If the student makes an error on any practice item, provide a second practice trial using the same Practice Page and directions. If the student makes *any* errors on the second practice trial, discontinue the RAN Letters task, mark the discontinued box on the scoring booklet, do not record time or errors, and proceed to RAN Numbers.

► **Test Page:** Put the Test Page in front of the student and say, **Here are more letters. When I say begin, start here** [point], **go this way** [sweep your finger left to right under the first two rows of letters], **and name each letter as quickly as you can. Don't skip any letters. Ready, begin.** Start the stopwatch.

Timing	Continue timing until the student names all letters or meets the discontinue rule. If the student completes the measure, record the total time in seconds. If the student discontinues, do not record total time.
Wait	If the student does not respond within 3 seconds on a letter, mark a slash (/) through the letter, tell the student the name of the letter, point to the next letter and say, Keep going.
Discontinue	If the student makes <i>any</i> errors in naming the letters on the second practice trial, discontinue, mark the discontinued box on the scoring booklet, and do not record time or errors. If the student makes four errors in the first two rows of the Test Form, discontinue, mark the discontinued box on the scoring booklet, and do not record time or errors. If the discontinue rule is met, proceed to RAN Numbers.
Reminders (Repeat as often as needed.)	If the student skips a line, point to the correct line and say, Keep going from here. If the student skips a letter, mark it as an error. If the student skips around the page, point to the appropriate spot and say, Try to name each letter.

A	C	X	O	B
C	O	A	B	X
A	B	X	C	O
B	C	O	A	X
X	O	B	C	A
O	X	C	A	B
C	X	A	B	O
O	C	X	A	B
A	X	O	C	B
C	O	A	B	X

Total Time (in seconds): _____ Errors: _____

Discontinued ☐