



Name: _____

Student ID: _____ School Year: _____

Teacher: _____

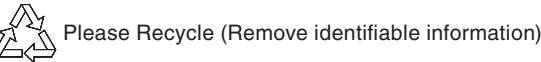
School: _____

RAN Assessment

Scoring Booklet / Spanish

| | | Form 1 or Beginning of Year | Form 2 or Middle of Year | Form 3 or End of Year |
|---------|----------------------|-----------------------------------|--------------------------------|-----------------------------|
| Date | | | | |
| Objects | Time (in seconds) | | | |
| | Errors | | | |
| | Discontinued | | | |
| Letters | Time (in seconds) | | | |
| | Errors | | | |
| | Discontinued | | | |
| Numbers | Time (in seconds) | | | |
| | Errors | | | |
| | Discontinued | | | |

Acadience Learning
PO Box 41749
Eugene, Oregon 97404
www.acadiencelearning.org





Acadience RAN

Directions / Objects

Make sure you have reviewed the directions in the *Acadience RAN Assessment Manual* and have them available.

- **Practice Page:** Put the Practice Page in front of the student and say, **Te voy a mostrar unas imágenes, cada que yo señale una de las imágenes, tú me dices qué es.** [Point to the first picture], then say, **¿Qué es esta imagen?** If the student is correct, say, **Muy bien. ¿De qué son las otras imágenes?** If the student responds correctly to the remaining practice items, no feedback is provided.

For *all* practice items:

| | | | |
|--|---|---------------------------|--|
| Incorrect response Student does not respond within 3 seconds or responds incorrectly | Esta imagen [point] es [insert name], then say, ¿Qué es esta imagen? [Point to the same picture you just named so the student has another opportunity to name it.] | Correct response | Muy bien. If practice items remain say, Continúa. |
| | | Incorrect response | Esta imagen [point] es [insert name]. If practice items remain say, Continúa. |

If the student makes an error on any practice item, provide a second practice trial using the same Practice Page and directions. If the student makes *any* errors on the second practice trial, discontinue the RAN Objects task, mark the discontinued box on the scoring booklet, do not record time or errors, and proceed to RAN Letters.

- **Test Page:** Put the Test Page in front of the student and say, **Aquí hay otras imágenes. Cuando te diga que puedes comenzar, empieza aquí** [point], **y continúa por acá** [sweep your finger left to right under the first two rows of pictures], **y nombra cada imagen lo más rápido que puedas. No te vayas a saltar ninguna imagen. ¿Listo(a)?, empieza.** Start the stopwatch.

| | |
|--|--|
| Timing | Continue timing until the student names all pictures or meets the discontinue rule. If the student completes the measure, record the total time in seconds. If the student discontinues, do not record total time. |
| Wait | If the student does not respond within 3 seconds on a picture, mark a slash (/) through the picture, tell the student the name of the picture, point to the next picture and say, Continúa. |
| Discontinue | If the student makes <i>any</i> errors in naming the pictures on the second practice trial, discontinue, mark the discontinued box on the scoring booklet, and do not record time or errors. If the student makes four errors in the first two rows of the Test Form, discontinue, mark the discontinued box on the scoring booklet, and do not record time or errors. If the discontinue rule is met, proceed to RAN Letters. |
| Reminders (Repeat as often as needed.) | If the student says an accurate word that describes the picture but that does not match the name used for the item (e.g., “tenis” for zapato or “micho” for gato), say, Llamémoslo(a) [insert name of picture], count the item as correct, then point to the next picture (if any remain) and say, Continúa. If the student continues to respond in this way, make a note of the pattern. If the student skips a line, point to the correct line and say, Continúa desde aquí. If the student skips an object, mark it as an error. If the student skips around the page, point to the appropriate spot and say, Trata de nombrar cada imagen. |

3 Acadience RAN

Numbers / Form 3

| | | | | |
|---|---|---|---|---|
| 4 | 3 | 7 | 2 | 6 |
| 3 | 6 | 2 | 4 | 7 |
| 4 | 7 | 6 | 3 | 2 |
| 4 | 3 | 2 | 6 | 7 |
| 3 | 2 | 6 | 4 | 7 |
| 7 | 4 | 3 | 6 | 2 |
| 6 | 7 | 2 | 3 | 4 |
| 3 | 7 | 2 | 4 | 6 |
| 7 | 6 | 3 | 4 | 2 |
| 2 | 4 | 3 | 6 | 7 |

Total Time (in seconds): _____ Errors: _____

Discontinued ☐

Make sure you have reviewed the directions in the *Acadience RAN Assessment Manual* and have them available.

► **Practice Page:** Put the Practice Page in front of the student and say, **Te voy a mostrar unos números, cada que yo señale uno de los números, tú me dices cuál es.** [Point to the first number], then say, **¿Cuál es este número?** If the student is correct, say, **Muy bien. ¿Cuáles son los otros números?**

If the student responds correctly to the remaining practice items, no feedback is provided.

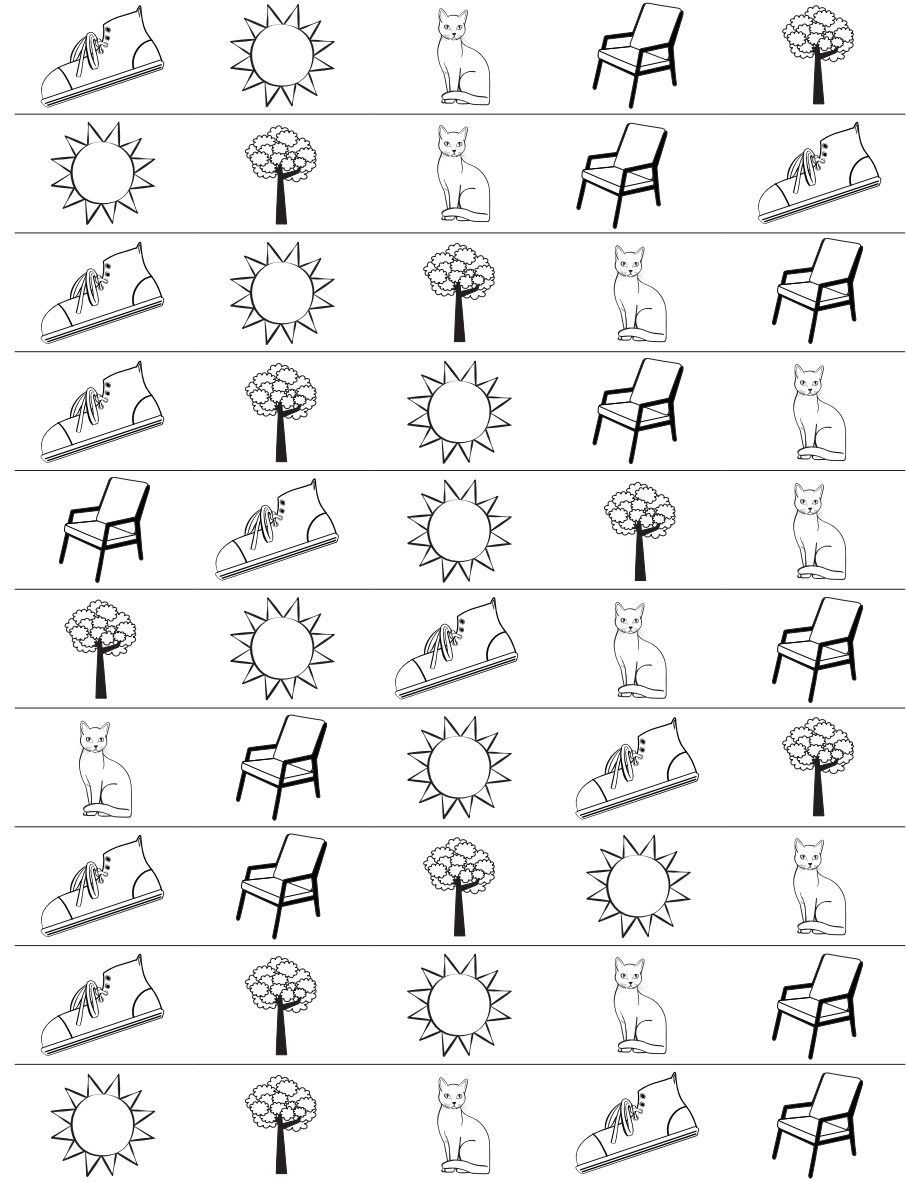
For *all* practice items:

| | | |
|---|---|---|
| Incorrect response Student does not respond within 3 seconds or responds <u>incorrectly</u> | Este número [point] es [insert name], then say, ¿Cuál es este número? [Point to the same number you just named so the student has another opportunity to name it.] | Correct response Muy bien. If practice items remain say, Continúa. |
| | | Incorrect response Este número [point] es [insert name]. If practice items remain say, Continúa. |

If the student makes an error on any practice item, provide a second practice trial using the same Practice Page and directions. If the student makes *any* errors on the second practice trial, discontinue the RAN Numbers task, mark the discontinued box on the scoring booklet, and do not record time or errors.

► **Test Page:** Put the Test Page in front of the student and say, **Aquí hay otros números. Cuando te diga que puedes comenzar, empieza aquí** [point], **y continúa por acá** [sweep your finger left to right under the first two rows of numbers], **y nombra cada número lo más rápido que puedas. No te saltes ningún número. ¿Listo(a)?, empieza.** Start the stopwatch.

| | |
|--|--|
| Timing | Continue timing until the student names all numbers or meets the discontinue rule. If the student completes the measure, record the total time in seconds. If the student discontinues, do not record total time. |
| Wait | If the student does not respond within 3 seconds on a number, mark a slash (/) through the number, tell the student the name of the number, point to the next number and say, Continúa. |
| Discontinue | If the student makes <i>any</i> errors in naming the numbers on the second practice trial, discontinue, mark the discontinued box on the scoring booklet, and do not record time or errors. If the student makes four errors in the first two rows of the Test Form, discontinue, mark the discontinued box on the scoring booklet, and do not record time or errors. |
| Reminders (Repeat as often as needed.) | If the student skips a line, point to the correct line and say, Continúa desde aquí. If the student skips a number, mark it as an error. If the student skips around the page, point to the appropriate spot and say, Trata de nombrar cada número. |



Total Time (in seconds): _____ Errors: _____

Discontinued ☐

Make sure you have reviewed the directions in the *Acadience RAN Assessment Manual* and have them available.

- **Practice Page:** Put the Practice Page in front of the student and say, **Te voy a mostrar unas letras, cada que yo señale una de las letras, tú me dices cuál es.** [Point to the first letter], then say, **¿Cuál es esta letra?** If the student is correct, say, **Muy bien. ¿Cuáles son las otras letras?**

If the student responds correctly to the remaining practice items, no feedback is provided.

For all practice items:

| | | | |
|--|---|---------------------------|---|
| Incorrect response Student does not respond within 3 seconds or responds incorrectly | Esta letra [point] es [insert name], then say, ¿Cuál es esta letra? [Point to the same letter you just named so the student has another opportunity to name it.] | Correct response | Muy bien. If practice items remain say, Continúa. |
| | | Incorrect response | Esta letra [point] es [insert name]. If practice items remain say, Continúa. |

If the student makes an error on any practice item, provide a second practice trial using the same Practice Page and directions. If the student makes *any* errors on the second practice trial, discontinue the RAN Letters task, mark the discontinued box on the scoring booklet, do not record time or errors, and proceed to RAN Numbers.

- **Test Page:** Put the Test Page in front of the student and say, **Aquí hay otras letras. Cuando te diga que puedes comenzar, empieza aquí** [point], **y continúa por acá** [sweep your finger left to right under the first two rows of letters], **y nombra cada letra lo más rápido que puedas. No te saltes ninguna letra. ¿Listo(a)?, empieza.** Start the stopwatch.

| | |
|--|---|
| Timing | Continue timing until the student names all letters or meets the discontinue rule. If the student completes the measure, record the total time in seconds. If the student discontinues, do not record total time. |
| Wait | If the student does not respond within 3 seconds on a letter, mark a slash (/) through the letter, tell the student the name of the letter, point to the next letter and say, Continúa. |
| Discontinue | If the student makes <i>any</i> errors in naming the letters on the second practice trial, discontinue, mark the discontinued box on the scoring booklet, and do not record time or errors. If the student makes four errors in the first two rows of the Test Form, discontinue, mark the discontinued box on the scoring booklet, and do not record time or errors. If the discontinue rule is met, proceed to RAN Numbers. |
| Reminders (Repeat as often as needed.) | If the student skips a line, point to the correct line and say, Continúa desde aquí. If the student skips a letter, mark it as an error. If the student skips around the page, point to the appropriate spot and say, Trata de nombrar cada letra. |

| | | | | |
|---|---|---|---|---|
| O | C | A | B | X |
| O | X | A | B | C |
| C | B | O | X | A |
| B | C | O | A | X |
| X | C | A | B | O |
| O | B | X | C | A |
| O | C | A | X | B |
| B | X | O | A | C |
| O | C | A | B | X |
| X | B | A | O | C |

Total Time (in seconds): _____ Errors: _____

Discontinued ☐

Make sure you have reviewed the directions in the *Acadience RAN Assessment Manual* and have them available.

► **Practice Page:** Put the Practice Page in front of the student and say, **Te voy a mostrar unas letras, cada que yo señale una de las letras, tú me dices cuál es.** [Point to the first letter], then say, **¿Cuál es esta letra?** If the student is correct, say, **Muy bien. ¿Cuáles son las otras letras?**

If the student responds correctly to the remaining practice items, no feedback is provided.

For all practice items:

| | | | |
|---|---|--------------------|---|
| Incorrect response Student does not respond within 3 seconds or responds incorrectly | Esta letra [point] es [insert name], then say, ¿Cuál es esta letra? [Point to the same letter you just named so the student has another opportunity to name it.] | Correct response | Muy bien. If practice items remain say, Continúa. |
| | | Incorrect response | Esta letra [point] es [insert name]. If practice items remain say, Continúa. |

If the student makes an error on any practice item, provide a second practice trial using the same Practice Page and directions. If the student makes any errors on the second practice trial, discontinue the RAN Letters task, mark the discontinued box on the scoring booklet, do not record time or errors, and proceed to RAN Numbers.

► **Test Page:** Put the Test Page in front of the student and say, **Aquí hay otras letras. Cuando te diga que puedes comenzar, empieza aquí** [point], **y continúa por acá** [sweep your finger left to right under the first two rows of letters], **y nombra cada letra lo más rápido que puedas. No te saltes ninguna letra. ¿Listo(a)?, empieza.** Start the stopwatch.

| | |
|---|--|
| Timing | Continue timing until the student names all letters or meets the discontinue rule. If the student completes the measure, record the total time in seconds. If the student discontinues, do not record total time. |
| Wait | If the student does not respond within 3 seconds on a letter, mark a slash (/) through the letter, tell the student the name of the letter, point to the next letter and say, Continúa. |
| Discontinue | If the student makes any errors in naming the letters on the second practice trial, discontinue, mark the discontinued box on the scoring booklet, and do not record time or errors. If the student makes four errors in the first two rows of the Test Form, discontinue, mark the discontinued box on the scoring booklet, and do not record time or errors. If the discontinue rule is met, proceed to RAN Numbers. |
| Reminders (Repeat as often as needed.) | If the student skips a line, point to the correct line and say, Continúa desde aquí. If the student skips a letter, mark it as an error. If the student skips around the page, point to the appropriate spot and say, Trata de nombrar cada letra. |

| | | | | |
|---|---|---|---|---|
| B | X | A | O | C |
| A | B | X | C | O |
| C | B | A | O | X |
| B | A | O | C | X |
| A | O | C | X | B |
| B | C | A | X | O |
| C | A | X | B | O |
| C | X | O | B | A |
| B | O | X | A | C |
| A | B | X | C | O |

Total Time (in seconds): _____ Errors: _____

Discontinued ☐

Make sure you have reviewed the directions in the *Acadience RAN Assessment Manual* and have them available.


- **Practice Page:** Put the Practice Page in front of the student and say, **Te voy a mostrar unos números, cada que yo señale uno de los números, tú me dices cuál es.** [Point to the first number], then say, **¿Cuál es este número?** If the student is correct, say, **Muy bien. ¿Cuáles son los otros números?** If the student responds correctly to the remaining practice items, no feedback is provided.
- For *all* practice items:

| | | |
|---|--|--|
| <p><i>Incorrect response</i></p> <p>Student does not respond within 3 seconds or responds incorrectly</p> | <p>Este número [point] es [insert name], then say, ¿Cuál es este número? [Point to the same number you just named so the student has another opportunity to name it.]</p> | <p><i>Correct response</i></p> <p>Muy bien. If practice items remain say, Continúa.</p> |
| | | <p><i>Incorrect response</i></p> <p>Este número [point] es [insert name]. If practice items remain say, Continúa.</p> |

If the student makes an error on any practice item, provide a second practice trial using the same Practice Page and directions. If the student makes *any* errors on the second practice trial, discontinue the RAN Numbers task, mark the discontinued box on the scoring booklet, and do not record time or errors.

- **Test Page:** Put the Test Page in front of the student and say, **Aquí hay otros números. Cuando te diga que puedes comenzar, empieza aquí** [point], **y continúa por acá** [sweep your finger left to right under the first two rows of numbers], **y nombra cada número lo más rápido que puedas. No te saltes ningún número. ¿Listo(a)?, empieza.** Start the stopwatch.

| | |
|--|---|
| Timing | Continue timing until the student names all numbers or meets the discontinue rule. If the student completes the measure, record the total time in seconds. If the student discontinues, do not record total time. |
| Wait | If the student does not respond within 3 seconds on a number, mark a slash (/) through the number, tell the student the name of the number, point to the next number and say, Continúa. |
| Discontinue | <p>If the student makes <i>any</i> errors in naming the numbers on the second practice trial, discontinue, mark the discontinued box on the scoring booklet, and do not record time or errors.</p> <p>If the student makes four errors in the first two rows of the Test Form, discontinue, mark the discontinued box on the scoring booklet, and do not record time or errors.</p> |
| Reminders (Repeat as often as needed.) | If the student skips a line, point to the correct line and say, Continúa desde aquí. If the student skips a number, mark it as an error. If the student skips around the page, point to the appropriate spot and say, Trata de nombrar cada número. |



Total Time (in seconds): _____ Errors: _____

Discontinued ☐

Make sure you have reviewed the directions in the *Acadience RAN Assessment Manual* and have them available.

- **Practice Page:** Put the Practice Page in front of the student and say, **Te voy a mostrar unas imágenes, cada que yo señale una de las imágenes, tú me dices qué es.** [Point to the first picture], then say, **¿Qué es esta imagen?** If the student is correct, say, **Muy bien. ¿De qué son las otras imágenes?** If the student responds correctly to the remaining practice items, no feedback is provided.

For all practice items:

| | | | |
|--|---|---------------------------|--|
| Incorrect response Student does not respond within 3 seconds or responds incorrectly | Esta imagen [point] es [insert name], then say, ¿Qué es esta imagen? [Point to the same picture you just named so the student has another opportunity to name it.] | Correct response | Muy bien. If practice items remain say, Continúa. |
| | | Incorrect response | Esta imagen [point] es [insert name]. If practice items remain say, Continúa. |

If the student makes an error on any practice item, provide a second practice trial using the same Practice Page and directions. If the student makes *any* errors on the second practice trial, discontinue the RAN Objects task, mark the discontinued box on the scoring booklet, do not record time or errors, and proceed to RAN Letters.

- **Test Page:** Put the Test Page in front of the student and say, **Aquí hay otras imágenes. Cuando te diga que puedes comenzar, empieza aquí** [point], **y continúa por acá** [sweep your finger left to right under the first two rows of pictures], **y nombra cada imagen lo más rápido que puedas. No te vayas a saltar ninguna imagen. ¿Listo(a)?, empieza.** Start the stopwatch.

| | |
|--|--|
| Timing | Continue timing until the student names all pictures or meets the discontinue rule. If the student completes the measure, record the total time in seconds. If the student discontinues, do not record total time. |
| Wait | If the student does not respond within 3 seconds on a picture, mark a slash (/) through the picture, tell the student the name of the picture, point to the next picture and say, Continúa. |
| Discontinue | If the student makes <i>any</i> errors in naming the pictures on the second practice trial, discontinue, mark the discontinued box on the scoring booklet, and do not record time or errors. If the student makes four errors in the first two rows of the Test Form, discontinue, mark the discontinued box on the scoring booklet, and do not record time or errors. If the discontinue rule is met, proceed to RAN Letters. |
| Reminders (Repeat as often as needed.) | If the student says an accurate word that describes the picture but that does not match the name used for the item (e.g., “tenis” for zapato or “micho” for gato), say, Llamémoslo(a) [insert name of picture], count the item as correct, then point to the next picture (if any remain) and say, Continúa. If the student continues to respond in this way, make a note of the pattern. If the student skips a line, point to the correct line and say, Continúa desde aquí. If the student skips an object, mark it as an error. If the student skips around the page, point to the appropriate spot and say, Trata de nombrar cada imagen. |

1 Acadience RAN

Numbers / Form 1

| | | | | |
|---|---|---|---|---|
| 6 | 3 | 4 | 2 | 7 |
| 3 | 7 | 2 | 6 | 4 |
| 7 | 6 | 2 | 3 | 4 |
| 6 | 2 | 7 | 4 | 3 |
| 2 | 7 | 6 | 3 | 4 |
| 7 | 2 | 4 | 3 | 6 |
| 2 | 7 | 6 | 4 | 3 |
| 4 | 7 | 3 | 2 | 6 |
| 6 | 3 | 2 | 7 | 4 |
| 4 | 6 | 3 | 2 | 7 |

Total Time (in seconds): _____ Errors: _____

Discontinued ☐

Make sure you have reviewed the directions in the *Acadience RAN Assessment Manual* and have them available.

- **Practice Page:** Put the Practice Page in front of the student and say, **Te voy a mostrar unas imágenes, cada que yo señale una de las imágenes, tú me dices qué es.** [Point to the first picture], then say, **¿Qué es esta imagen?** If the student is correct, say, **Muy bien. ¿De qué son las otras imágenes?** If the student responds correctly to the remaining practice items, no feedback is provided.

For *all* practice items:

| | | | |
|--|---|---------------------------|--|
| Incorrect response Student does not respond within 3 seconds or responds incorrectly | Esta imagen [point] es [insert name], then say, ¿Qué es esta imagen? [Point to the same picture you just named so the student has another opportunity to name it.] | Correct response | Muy bien. If practice items remain say, Continúa. |
| | | Incorrect response | Esta imagen [point] es [insert name]. If practice items remain say, Continúa. |

If the student makes an error on any practice item, provide a second practice trial using the same Practice Page and directions. If the student makes *any* errors on the second practice trial, discontinue the RAN Objects task, mark the discontinued box on the scoring booklet, do not record time or errors, and proceed to RAN Letters.

- **Test Page:** Put the Test Page in front of the student and say, **Aquí hay otras imágenes. Cuando te diga que puedes comenzar, empieza aquí** [point], **y continúa por acá** [sweep your finger left to right under the first two rows of pictures], **y nombra cada imagen lo más rápido que puedas. No te vayas a saltar ninguna imagen. ¿Listo(a)?, empieza.** Start the stopwatch.

| | |
|--|--|
| Timing | Continue timing until the student names all pictures or meets the discontinue rule. If the student completes the measure, record the total time in seconds. If the student discontinues, do not record total time. |
| Wait | If the student does not respond within 3 seconds on a picture, mark a slash (/) through the picture, tell the student the name of the picture, point to the next picture and say, Continúa. |
| Discontinue | If the student makes <i>any</i> errors in naming the pictures on the second practice trial, discontinue, mark the discontinued box on the scoring booklet, and do not record time or errors. If the student makes four errors in the first two rows of the Test Form, discontinue, mark the discontinued box on the scoring booklet, and do not record time or errors. If the discontinue rule is met, proceed to RAN Letters. |
| Reminders (Repeat as often as needed.) | If the student says an accurate word that describes the picture but that does not match the name used for the item (e.g., “tenis” for zapato or “micho” for gato), say, Llamémoslo(a) [insert name of picture], count the item as correct, then point to the next picture (if any remain) and say, Continúa. If the student continues to respond in this way, make a note of the pattern. If the student skips a line, point to the correct line and say, Continúa desde aquí. If the student skips an object, mark it as an error. If the student skips around the page, point to the appropriate spot and say, Trata de nombrar cada imagen. |

| | | | | |
|---|---|---|---|---|
| 4 | 3 | 6 | 7 | 2 |
| 2 | 4 | 7 | 3 | 6 |
| 6 | 2 | 4 | 7 | 3 |
| 6 | 3 | 4 | 2 | 7 |
| 4 | 2 | 6 | 7 | 3 |
| 7 | 3 | 2 | 4 | 6 |
| 2 | 7 | 6 | 3 | 4 |
| 4 | 3 | 6 | 7 | 2 |
| 4 | 6 | 2 | 3 | 7 |
| 3 | 4 | 2 | 7 | 6 |

Total Time (in seconds): _____ Errors: _____

Discontinued ☐

Make sure you have reviewed the directions in the *Acadience RAN Assessment Manual* and have them available.

► **Practice Page:** Put the Practice Page in front of the student and say, **Te voy a mostrar unos números, cada que yo señale uno de los números, tú me dices cuál es.** [Point to the first number], then say, **¿Cuál es este número?** If the student is correct, say, **Muy bien. ¿Cuáles son los otros números?**

If the student responds correctly to the remaining practice items, no feedback is provided.


For *all* practice items:

| | | | |
|--|---|---------------------------|--|
| Incorrect response Student does not respond within 3 seconds or responds incorrectly | Este número [point] es [insert name], then say, ¿Cuál es este número? [Point to the same number you just named so the student has another opportunity to name it.] | Correct response | Muy bien. If practice items remain say, Continúa. |
| | | Incorrect response | Este número [point] es [insert name]. If practice items remain say, Continúa. |

If the student makes an error on any practice item, provide a second practice trial using the same Practice Page and directions. If the student makes *any* errors on the second practice trial, discontinue the RAN Numbers task, mark the discontinued box on the scoring booklet, and do not record time or errors.

► **Test Page:** Put the Test Page in front of the student and say, **Aquí hay otros números. Cuando te diga que puedes comenzar, empieza aquí** [point], **y continúa por acá** [sweep your finger left to right under the first two rows of numbers], **y nombra cada número lo más rápido que puedas. No te saltes ningún número. ¿Listo(a)?, empieza.** Start the stopwatch.

| | |
|--|--|
| Timing | Continue timing until the student names all numbers or meets the discontinue rule. If the student completes the measure, record the total time in seconds. If the student discontinues, do not record total time. |
| Wait | If the student does not respond within 3 seconds on a number, mark a slash (/) through the number, tell the student the name of the number, point to the next number and say, Continúa. |
| Discontinue | If the student makes <i>any</i> errors in naming the numbers on the second practice trial, discontinue, mark the discontinued box on the scoring booklet, and do not record time or errors. If the student makes four errors in the first two rows of the Test Form, discontinue, mark the discontinued box on the scoring booklet, and do not record time or errors. |
| Reminders (Repeat as often as needed.) | If the student skips a line, point to the correct line and say, Continúa desde aquí. If the student skips a number, mark it as an error. If the student skips around the page, point to the appropriate spot and say, Trata de nombrar cada número. |



Total Time (in seconds): _____ Errors: _____

Discontinued ☐

Make sure you have reviewed the directions in the *Acadience RAN Assessment Manual* and have them available.

- **Practice Page:** Put the Practice Page in front of the student and say, **Te voy a mostrar unas letras, cada que yo señale una de las letras, tú me dices cuál es.** [Point to the first letter], then say, **¿Cuál es esta letra?** If the student is correct, say, **Muy bien. ¿Cuáles son las otras letras?**

If the student responds correctly to the remaining practice items, no feedback is provided.

For all practice items:

| | | | |
|--|---|---------------------------|---|
| Incorrect response Student does not respond within 3 seconds or responds incorrectly | Esta letra [point] es [insert name], then say, ¿Cuál es esta letra? [Point to the same letter you just named so the student has another opportunity to name it.] | Correct response | Muy bien. If practice items remain say, Continúa. |
| | | Incorrect response | Esta letra [point] es [insert name]. If practice items remain say, Continúa. |

If the student makes an error on any practice item, provide a second practice trial using the same Practice Page and directions. If the student makes *any* errors on the second practice trial, discontinue the RAN Letters task, mark the discontinued box on the scoring booklet, do not record time or errors, and proceed to RAN Numbers.

- **Test Page:** Put the Test Page in front of the student and say, **Aquí hay otras letras. Cuando te diga que puedes comenzar, empieza aquí** [point], **y continúa por acá** [sweep your finger left to right under the first two rows of letters], **y nombra cada letra lo más rápido que puedas. No te saltes ninguna letra. ¿Listo(a)?, empieza.** Start the stopwatch.

| | |
|--|---|
| Timing | Continue timing until the student names all letters or meets the discontinue rule. If the student completes the measure, record the total time in seconds. If the student discontinues, do not record total time. |
| Wait | If the student does not respond within 3 seconds on a letter, mark a slash (/) through the letter, tell the student the name of the letter, point to the next letter and say, Continúa. |
| Discontinue | If the student makes <i>any</i> errors in naming the letters on the second practice trial, discontinue, mark the discontinued box on the scoring booklet, and do not record time or errors. If the student makes four errors in the first two rows of the Test Form, discontinue, mark the discontinued box on the scoring booklet, and do not record time or errors. If the discontinue rule is met, proceed to RAN Numbers. |
| Reminders (Repeat as often as needed.) | If the student skips a line, point to the correct line and say, Continúa desde aquí. If the student skips a letter, mark it as an error. If the student skips around the page, point to the appropriate spot and say, Trata de nombrar cada letra. |

| | | | | |
|---|---|---|---|---|
| A | C | X | O | B |
| C | O | A | B | X |
| A | B | X | C | O |
| B | C | O | A | X |
| X | O | B | C | A |
| O | X | C | A | B |
| C | X | A | B | O |
| O | C | X | A | B |
| A | X | O | C | B |
| C | O | A | B | X |

Total Time (in seconds): _____ Errors: _____

Discontinued ☐